

DEWALT

MILLION euro CHALLENGE



Test your Speed, Power and Performance for a chance to win:

- GRAND PRIX:**
€1,000,000!
- 1st PRIZE:**
Van packed with DeWALT kit 
- 2nd PRIZE:**
Once in a lifetime day with Yamaha Tech 3 
- 3rd PRIZE:**
Jobsite Kit worth €3,000 
- 4th PRIZE:**
VIP MotoGP paddock passes 
- 5th PRIZE:**
A trip to the final MotoGP of the 2009 season in Valencia 

Take part at a DeWALT event near you
Find out more at www.DEWALT.eu

For full terms and conditions visit www.DEWALT.eu/millioneuro

LITHIUM ION



GUARANTEED TOUGH™



- SPEED
- POWER
- PERFORMANCE

UK
210 Bath Road, Slough, Berkshire SL1 3YD
Telephone: 01753 567055
Fax: 01753 572112

Your DeWALT Dealer:

0700 4 - DeWALT (0700 4 339258) www.DEWALT.co.uk

The yellow and black colour scheme is used on DeWALT Power Tools and Accessories as a trademark. DeWALT reserves the right to change any deal at any time without notice. Deals available while stocks last.

MP09230-UK

DEWALT

ISSUE 21
JANUARY - MARCH 2009

ONSITE OFFERS

NEW CUT-LINE SYSTEM INNOVATION FROM DEWALT



MotoGP Tech3 Yamaha
Official Power Tool Supplier

SEE PAGE 14 FOR
FANTASTIC NEW
PROMOTIONS

**DRIVE THE
POWER**



XPS
CROSS CUT POSITIONING SYSTEM™

- NEW PRODUCTS
- SERVICE
- NEWS
- TECHNICAL
- COMPETITIONS
- FREE TO TRADE

GUARANTEED TOUGH®

THE NEW CUT-LINE SYSTEM

INNOVATION FROM DEWALT.

- CLEAR VISIBLE CUTLINE
- ACCURATE, REPEATABLE CUTS
- NO ADJUSTMENT REQUIRED
- GREATER PRODUCTIVITY



THE NEW CUT-LINE SYSTEM INNOVATION FROM DEWALT

Introducing the new XPS cut-off line system from DeWALT. This unique technology not only illuminates your work area, but the shadow of the blade shows exactly where your cut will be.

- CLEAR, VISIBLE CUTLINE
- ACCURATE, REPEATABLE CUTS
- NO ADJUSTMENT REQUIRED
- GREATER PRODUCTIVITY



Bright LED Technology
Delivers Enhanced visibility

Illuminates Work Surface
For Increased Productivity

Shadow Line Cut Indicator
Fast Accurate Alignment

Upper Guard Mount Location
Visibility Through Entire Cut

No Adjustment Required
Accurate Repeatable Cuts


Extended Expected Life
Lasts up to 5 Years

Separate power Supply
Use Without Blade Operation

Designed Exclusively For Use With
DW717, DW718

NO ADJUSTMENTS REQUIRED!

DeWALT mitre saws DW717 and DW718 now come featuring the new XPS™ Worklight attachment. Unlike lasers, the new XPS™ needs no adjustment, the shadow of the blade shows you where your cut will be.



XPS

THE NEW CUT-LINE SYSTEM

DEWALT

www.dewalt.com
GUARANTEED TOUGH.

XPS
CROSS CUT POSITIONING SYSTEM

THE NEW CUT-LINE SYSTEM FITTED AS STANDARD ON DW717 & DW718



DW717



DW718

NEW

DW717XPS MITRE SAW



NEW



PRECISELY.



Welcome to the World of Precision. The new DW717 250mm cross cut, double bevel mitre saw has been built for precision and durability, delivering accurate cuts every time. The high specification and build quality ensures that the DW717 is always accurate and always dependable. All DEWALT mitre saws come with a no-risk, 30-day Satisfaction Guarantee. Pure Precision from DEWALT.


ENGINEERED FOR ACCURACY.

DUAL BEVEL SLIDING MITRE SAW

DW717XPS

1675 Watt Motor
Delivers extended power & durability

Exclusive Cross Cut Stop
Positions cutting head for maximum vertical cut capacity



Bevel Detent System with 7 Positive Stops
Delivers fast accurate repeatable cuts


Precise Mitre System
Optimises cutting accuracy

DEWALT DW717	
Power Input (Watt)	1675
Blade Speed (RPM)	4000
Blade Diameter (mm)	250
Blade Bore (mm)	30
Bevel Capacity	48/48
Mitre Capacity (left/right)	60/50
Max. Depth of cut at fence (mm)	88
Max. Cross Cut Capacity (mm)	320
Weight (Kg)	23



Two Piece Blade Guard System with Cast Aluminum Combined with Lexan® Plastic
For increased durability

Unique Machined Base Fence Support
Maintains fence perpendicularity with blade for cutting accuracy



Exclusive Back Fence Design
For maximum cross cut capacity from 391mm at 90°



DW717XPS INCLUDING DW7023 LEG STAND



Cam Lock Mitre Handle
Provides fast locking action of mitre table

ACCURACY



Adjustable Stainless Steel Mitre Detent Plate



Cam Lock

CAPACITY



Mitre 0-50° Left Non-Slide 0-60° with Slide




Bevels -3 at 48°

DURABILITY



Adjustable Stainless Steel Detent Plate



Two-Piece Guard Design




Exclusive Machined Base Fence Support




Extra Tall Sliding Fences



Vertical Cuts Up to 152mm



Maximum Cross Cut Up to 391mm



Powerful 1675 Watt Motor



DW717 mitre saw comes fitted with the new DEWALT XPS™ system as standard. This unique technology not only illuminates your work area, but the shadow of the blade shows you exactly where your cut will be. No need for calibration. Your cut line is right, every time. Available on DW717 and DW718 Mitre Saws.



NEW

**DE7400
HEAVY DUTY ROLLING
SAW WORKSTATION**



£190.00
EXC VAT
£218.50 INC VAT

- Stand design allows portability when the table saw is attached to the stand which improves productivity.
- Lightweight aluminium construction which improves the portability Heavy Duty kick stand and allows the stand to balance upright for mobility and storage.
- Retractable soft grip handle slides out allowing the user to pull the saw behind him comfortably.
- Folding legs with quick release levers which retract under the stand in a few seconds for quick and easy transport.



- Large Heavy-duty wheels designed to easily roll over steps, kerbs and jobsite debris.

**VERSATILITY
AND
PORTABILITY**



DW745RS

DW744XPRS



DW745RS TABLE SAW



Includes rolling legstand

SPECIFICATION

Power Input	1700 Watts
Power Output	1100 Watts
Blade Speed	3800 rpm
Blade Diameter	250 mm
Blade Bore	30 mm
Bevel Capacity	-3 to 48°
Max. Ripping Capacity [right]	410 mm
Max. Ripping Capacity [left]	315 mm
Max. Depth of Cut at 90°	77 mm
Max. Depth of Cut at 45°	57 mm
Table Size	630 x 570 mm
Weight	22 kg
Depth x Length x Height	742 x 577 x 425 mm

**DW744XPRS
TABLE SAW**



Includes rolling legstand

SPECIFICATION

Power Input	2000 Watts
Power Output	1600 Watts
Blade Speed	3000 rpm
Blade Diameter	250 mm
Blade Bore	30 mm
Bevel Capacity	-3 to 48°
Max. Ripping Capacity [right]	625 mm
Max. Ripping Capacity [left]	342 mm
Max. Depth of Cut at 90°	77 mm
Max. Depth of Cut at 45°	57 mm
Table Size	627 x 678 mm
Weight	29 kg
Depth x Length x Height	740 x 680 x 465 mm

GET ON TRACK WITH THE LATEST DEWALT PLUNGE SAW RANGE.

DWS520KR - COMPLETE WITH 1.5M GUIDE RAIL



SPECIFICATION	
Power Input	1300 Watts
Power Output	690 Watts
No Load Speed	1750-4000rpm
Blade Diameter	165mm
Blade Bore	20mm
Bevel Capacity	47°
Max Depth of Cut at 90°	59mm
Max Depth of Cut at 90° (with guide rails)	55mm
Max Depth of Cut at 45°	45mm




DC352KB 18 VOLT HEAVY DUTY CORDLESS PLUNGE SAW




DC351KB 28 VOLT HEAVY DUTY CORDLESS PLUNGE SAW

18 VOLT **28 VOLT** **XRP**



Unique double sided rail system



Unique anti-kickback system



Unique parallel plunge action


- x2 guide rail slots on base allowing use on other guide rail systems
- Flat outside guard allowing inverted use for flush cutting applications such as trimming bottoms of doors and skirtings in situ
- Built in anti kick back mechanism
- On board rail adjuster
- Tool free depth adjuster for accurate settings up to 55 mm



NEW

D23551 - HEAVY DUTY CIRCULAR SAW

INCLUDING 1.5M RAIL



D23651 - HEAVY DUTY CIRCULAR SAW

NEW PRECISION CAST BASE ALLOWS CIRCULAR SAW TO FIT DIRECTLY ONTO DEWALT GUIDE RAIL SYSTEM

Measure once, cut once, that's all the set-up that is required. No clamping, no marking cut distance from a guide. Simply measure for the cut, lay the rail, and cut. The speed of set-up of this system needs to be experienced to be believed.

Central to this cutting system is the reversible DEWALT track. This universal track can be used with all new plunge and circular saws, as well as other DEWALT saws and routers, providing a complete workshop system.

CIRCULAR SAWS SPECIFICATION	D23651K	D23551K
Power Input	1300 Watts	1050 Watts
Power Output	800 Watts	570 Watts
No Load Speed	5000rpm	5000rpm
Blade Diameter	190mm	165mm
Blade Bore	30mm	20mm
Bevel Capacity	55°	45°
Max Depth of Cut at 90°	62mm	52mm
Max Depth of Cut at 90° (on guide rails)	57mm	47mm
Max Depth of Cut at 45°	49mm	37mm
Max Depth of Cut at 90° (on guide rails)	44mm	32mm
Weight	6.0kg	5.0kg
Length	355mm	270mm
Height	245mm	215mm

For details of our full range of plunge saw attachments visit

www.DEWALT.eu/ontrack

NEW

NANO TECHNOLOGY



NEW

6 PACK DEALS



THE ULTIMATE IN LITHIUM-ION TECHNOLOGY FROM DEWALT



BACKWARDS COMPATIBILITY
NO NEED TO CHANGE YOUR CURRENT BATTERY SYSTEM

DEWALT GUARANTEES 2000 RECHARGES ON ALL LITHIUM-ION BATTERIES

DEWALT 18V Lithium machines are compatible with your existing NiCd and NiMH battery packs. Lithium-Ion battery packs are also backwards compatible with most existing 18V DEWALT machines.



LITHIUM ION

2 YEAR WARRANTY ON LITHIUM-ION NANO TECHNOLOGY BATTERIES

DEWALT are proud to offer an exclusive 2 year warranty on all Nano Technology batteries.

DEWALT Lithium-Ion Nano Technology batteries are extremely durable, offering 2000 recharges under even the most heavy duty job site conditions.



14.4 VOLT

18 VOLT



28 VOLT

36 VOLT

GUARANTEED TOUGH.

www.DEWALT.co.uk

UPGRADE TO LITHIUM-ION WITH THE NEW NANO TECHNOLOGY 6 PACKS FROM DEWALT

DC6PAKLA

DC390 - heavy duty circular saw 55mm DOC

DW919 - heavy duty flexible floodlight

DC330 - heavy duty top handle jigsaw - 3 position pendulum action & 3000 strokes per minute for rapid cutting performance

DC411 - 125mm cordless grinder 6,500 rpm for high power cutting and grinding applications



2 x 2.0 Ah Li-Ion Nano Technology batteries

Heavy duty kitbag

DC988 - heavy duty 13mm hammer drill / driver, 52Nm of sustained torque and up to 50mm capacity in wood

DC827 - compact impact driver, 150 Nm torque, 6.35mm keyless hex drive, LED worklight

40 minute charger

Unique DeWALT Lithium-Ion Nano Technology guarantees 2000+ recharges tested in application based conditions. All machines now come with new short-foot battery fitting for superb ergonomics and seamless compatibility with all existing 18V NiCd and NiMH DEWALT batteries.



LITHIUM ION
BACKWARD COMPATIBLE

DC6PAKLB

DC390 - heavy duty circular saw 55mm DOC

DW919 - heavy duty flexible floodlight

DC213 - heavy duty low vibration dedicated cordless SDS plus hammer, suitable for drilling up to 20mm in concrete

DC411 - 125mm cordless grinder 6,500 rpm for high power cutting and grinding applications



2 x 2.0 Ah Li-Ion Nano Technology batteries

Heavy duty kitbag

DC988 - heavy duty 13mm hammer drill / driver, 52Nm of sustained torque and up to 50mm capacity in wood

DC827 - compact impact driver, 150 NM torque, 6.35mm keyless hex drive, LED worklight

40 minute charger

THE ULTIMATE LITHIUM-ION NANO TECHNOLOGY FROM DEWALT

Extreme Durability for Extreme Performance

www.DEWALT.co.uk/battery for more information

18 VOLT

14.4 VOLT



LITHIUM ION

NEW COMPACT RANGE

NiCd

NiMH



DEWALT



18 Volt Compact Cordless impact tools

- Durable frameless high speed motor delivers up to 150Nm of max torque
- All metal gearing for efficient power transmission and long tool life
- Aluminium front housing provides greater heat dispersion increasing motorlife
- Improved variable speed switch and electric motor brake for complete control for both setting and removing fasteners
- Compact body enables use in tight spaces
- 6.35 mm keyless hex-drive allows for quick and easy bit changes

LITHIUM ION



18 VOLT

£345.00 EXC VAT
£396.75 INC VAT

DC827KL	
Voltage	18 V
Battery Capacity	Li-Ion, 2.0 Ah
Bit Holder	6.35mm hex drive
Power Output	250 Watts
No Load Speed	0-2400 rpm
Impacts per Minute	0-2700 ipm
Max Torque	150 Nm
Max. Bolt Diameter	M12

ALSO AVAILABLE DCX4241 TWIN PACK

DC727KL 18 VOLT 2 SPEED COMBI + DC827KL IMPACT DRIVER

SUPERB VALUE



DC725KAV WITH FRAMELESS MOTOR TECHNOLOGY

- 1 Single sleeve ratcheting chuck
- 2 LED work light increased visibility in confined areas
- 3 New more ergonomic handle design
- 4 Increased performance
- 5 New frameless motor to reduce size & weight without compromising power



LI-ION MACHINES SUPPLIED WITH 2 X 2.0AH NANO TECHNOLOGY BATTERIES WITH 2 YEAR BATTERY WARRANTY SEE P10 FOR DETAILS

LITHIUM ION

ALSO AVAILABLE IN THE RANGE: Supplied with 3 x 2.6Ah NiMH batteries



CAT NO	DC825KBV	DC820KBV	DC835KBV	DC830KBV	DC845KBV	DC840KBV
Power (V)	18	18	14.4	14.4	12	12
Length (mm)	146	146	146	146	146	146
Tool & Battery Weight (kg)	2.0	2.0	1.8	1.8	1.6	1.6
Max Torque (Nm)	150	195	140	180	130	160
Impact Rate (IPM)	2700	2700	2700	2700	2700	2700
Speed (RPM)	2,400	2,400	2,400	2,400	2,400	2,400
MWO (W)	250	250	240	240	220	220
Runtime (AH)	2.6	2.6	2.6	2.6	2.6	2.6

COMPACT DRILL DRIVER RANGE

13mm rohm chuck	
400 watts power output	
0-500/0-1700 rpm	
44nm sustained torque	
WOOD	METAL

COMPACT DRILL DRIVER 13MM

DC722KL	18V	Drill Driver	2X 2.0 Ah Li-Ion
DC721KAV	18V	Drill Driver	3X 2.0 Ah NiCd
DC721KBV	18V	Drill Driver	3X 2.6 Ah NiMH
DC731KAV	14.4V	Drill Driver	3X 2.0 Ah NiCd
DC731KBV	14.4V	Drill Driver	3X 2.6 Ah NiMH
DC743KAV	12V	Drill Driver	3X 2.0 Ah NiCd
DC743KBV	12V	Drill Driver	3X 2.6 Ah NiMH

COMPACT COMBI RANGE

13mm rohm chuck	
400 watts power output	
0-500/0-1700 rpm	
44nm sustained torque	
WOOD	METAL

COMPACT HAMMER DRILLS 13MM

DC727KL	18V	Combi	2X 2.0 Ah Li-Ion
DC725KAV	18V	Combi	3X 2.0 Ah NiCd
DC725KBV	18V	Combi	3X 2.6 Ah NiMH
DC735KAV	14.4V	Combi	3X 2.0 Ah NiCd
DC735KBV	14.4V	Combi	3X 2.6 Ah NiMH
DC745KAV	12V	Combi	3X 2.0 Ah NiCd
DC745KBV	12V	Combi	3X 2.6 Ah NiMH

18V & 14.4V LITHIUM ION VERSIONS AVAILABLE

**DC735KA 14.4V
COMPACT COMBI**

DC735KA
14.4V COMPACT
2 SPEED COMBI



DW920K
7.2V IN-LINE
SCREWDRIVER



**DC022 38W
AREA LIGHT**

DC022
38W AREA LIGHT
WITH DUAL 12-18V
CHARGER



DC728
14.4V 10MM
DRILL DRIVER



**DW625 2000W
1/2" ROUTER**



DW625EK
1/2" ROUTER
2000W WITH
SOFT START

**DW745RS
PORTABLE TABLE SAW**



DW745RS
HEAVY DUTY 250MM
PORTABLE TABLE SAW
WITH NEW ROLLING
LEGSTAND



D26441
PALM SANDER

**DC618KB 18V
CORDLESS 16 GAUGE
NAILER**

DC618KB
18V 16 GAUGE
ANGLED
MAGAZINE
CORDLESS
NAILER



DW960
18V BARE UNIT
RIGHT ANGLE DRILL



**DC608KB 18V
CORDLESS 18 GAUGE
NAILER**

DC608KB
18V 18 GAUGE
STRAIGHT
MAGAZINE
CORDLESS
NAILER



DW960
18V BARE UNIT
RIGHT ANGLE DRILL



**DW304PK 1050W
RECIP SAW**

DW304PK
1050W RECIP SAW WITH 4
POSITION BLADE CLAMP



DT2440
5 BLADE PACK



DE9883
KITBAG



EXC VAT

**DW311PK 1200W
RECIP SAW**

DW311K
1200W RECIP SAW WITH ORBITAL
CUTTING ACTION & VARIABLE SPEED
CONTROL



DT2440
5 BLADE PACK



DE9883
KITBAG



**D26410 RANDOM
ORBIT SANDER**

D26410
150MM RANDOM ORBIT
SANDER WITH DUAL ORBIT



DW340K
HEAT GUN



DE9883
KITBAG



DRIVE THE POWER

DRIVE THE POWER

Fast & Pro
Van Sales & Service

**DC228KL 3 MODE
28V SDS HAMMER**

**28
VOLT**

**DW274K
DRYWALL
SCREWDRIVER**

**DW274K
540W DRYWALL SCREWDRIVER**



DC228KL
HEAVY DUTY 3-MODE SDS HAMMER

DC910KN
28V HEAVY DUTY
HAMMER DRILL DRIVER
BARE UNIT

LITHIUM ION



**DC234KL 3 MODE
36V SDS HAMMER**

**36
VOLT**

**DW079PK
ROTARY LASER**



DW079PK
SELF LEVELLING
ROTARY LASER KIT

DeWALT
WINTER
JACKET



DW234KL
HEAVY DUTY 3-MODE
SDS-PLUS ROTARY HAMMER

DC901KN
36V HEAVY DUTY
HAMMER DRILL DRIVER
BARE UNIT

LITHIUM ION



DC728KA
14.4V 10MM
DRILL DRIVER

**D28700
CHOP SAW**

**DW075PK
ROTARY LASER**



D28700
METAL CUTTING CHOP SAW

D28135
ANGLE GRINDER

DW075PK
SELF
LEVELLING
ROTARY
LASER
KIT

DeWALT
WINTER
JACKET



DC728KA
14.4V 10MM
DRILL DRIVER

**SEE P18
FOR FULL
LASER KIT
SPECIFICATIONS**



**IF YOU ARE A
PROFESSIONAL,
TALK TO A
PROFESSIONAL**

A WIDE CHOICE OF COMMERCIAL VEHICLES FOR ALL TRADES

With Renault Master, Renault Maxity and Renault Mascott, Renault Trucks offers a complete range of light commercial vehicles which perfectly suit your needs.

With Fast&Pro Van Sales & Service, you can rely on a dedicated service

Renault Trucks is the main DeWALT partner for the "1 000 000 euros challenge"

www.renault-trucks.co.uk

* in participating Renault Trucks dealerships



Committed to customer success



FULL SELF LEVELLING HORIZONTAL AND VERTICAL LASER KIT

DW075PK

- Self Levelling Horizontal and Vertical
- Remote control included
- Powered by standard alkaline batteries
- 90° square function for stud walling applications
- Full diode protection
- Drop tested from 1m onto concrete

SPECIFICATION	DW075PK
Laser class	3R, <5mW
Levelling accuracy	+/- 0.2mm/m
Self-levelling range	+/- 5°
Indoor visibility range	15m
Max. working range with receiver	100m
Rotation speed	0, 60, 600rpm
Sloping range in X and Y axis	N/A
Power source	2 x D
Tripod connection	5/8"

Requires alkaline batteries



STANDARD EQUIPMENT

- DW075 transmitter
- Laser detector
- Wall mount
- Laser target card
- Laser enhancement glasses
- Heavy duty carrying case
- Construction grade rod
- Construction tripod

APPLICATIONS

- Internal use
- Horizontal & vertical self-levelling
- Studwalling, suspended ceilings

DW075PK

Self Levelling Horizontal and Vertical for repeatable accuracy

Comes complete with: Remote control/drop ceiling bracket, staff and tripod as standard



90° square function for stud walling applications amongst others

Full diode protection with zero blind spots unlike competition

Remote control operated scan function allows user to position & move beam through 360°

Class 3R diode for an extremely bright and visible line

DeWALT durability: drop tested 1m drop onto concrete with no loss of function/ip54 Rating

Small and compact, ideal unit for suspended ceilings

FULL SELF LEVELLING HORIZONTAL AND VERTICAL LASER KIT

DW079PKH

- Accurate to +/- 0.1mm/m
- Self compensating levelling mechanism re-adjusts if unit is disturbed
- Infrared remote control to adjust settings and on off function
- 360° IR sensor
- Drop tested from 1m onto concrete
- Protected diode for job site durability
- Run time 38 hours

- Integral battery compartment accepts 9.6, 12, 14.4 & 18V batteries

APPLICATIONS

- Drop Ceilings
- Partition walls
- Curtain Walls
- Concrete slabs
- Footings / Basements
- Mechanical Installation

STANDARD EQUIPMENT

- DW079KH
- Digital detector
- Combi grade rod
- Heavy duty telescopic tripod
- Gradient bracket
- Wireless (IR) remote control
- 18V 2.6Ah NiMH battery
- 1 hour charger
- Laser target card
- Wall mount
- Laser enhancement

SPECIFICATION	DW079PKH
Laser class	3R, <5mW
Levelling accuracy	+/- 0.1mm/m
Self-levelling range	+/- 5°
Indoor visibility range	30m
Max. working range with receiver	300m
Rotation speed	0, 10, 50, 200, 600rpm
Sloping range in X and Y axis	+/- 5°
Power source	9.6V - 18V, NiCd/NiMH/Li-ion DeWALT Batteries
Tripod connection	5/8"



DW079PKH

Self levels horizontally and vertically and is accurate to +/- 0.1mm/m

90° square function for stud walling applications amongst others

360° remote control never loses control of the beam

Remote control to control numerous features including slopes and scan function

Comes complete with: Drop ceiling bracket, gradient bracket, elevating tripod, cut and fill staff, 2.6 NiMH 18V battery, 1 hour charger, remote control and kit box

Run time 38 hours

DeWALT durability: drop tested 1m drop onto concrete with no loss of function/ip54 Rating



300m range with class leading visibility due to 4mW of power. No more turning the lights off

Full diode protection with zero blind spots unlike the competition



Integral battery compartment accepts 9.6V, 12V, 14.4V, and 18V batteries

Self compensating levelling mechanism re-adjusts if unit is disturbed

D25901K 10KG FULLY FEATURED LOW VIBRATION DEMOLITION HAMMER



FREE SERVICE WORTH £150

D25901K

SPECIFICATION

Power:	1500W
BPM:	2040
Weight:	10.5Kg
Joules:	5-25J
Fitment:	SDS Max
Variable speed:	YES
Vibration Dampening:	YES
Active Vib. System:	YES
Vibration 3-Axis:	7.9ms ²

D25941K 12KG FULLY FEATURED LOW VIBRATION DEMOLITION HAMMER



FREE SERVICE WORTH £150

D25941K

SPECIFICATION

Power:	1600W
BPM:	1620
Weight:	13.2Kg
Joules:	30.6J
Fitment:	19mm Hex
Variable speed:	NO
Vibration Dampening:	YES
Active Vib. System:	YES
Vibration 3-Axis:	8.8ms ²

D25113K 2KG COMPACT HAMMER 26MM SDS




CLASS LEADING 3.4 JOULES OF IMPACT ENERGY

SPECIFICATION

Power input	800 Watts
Power Output	395 Watts
No Load Speed	0-1150 rpm
Blows per Minute	0-4300bpm
Impact Energy	0-3.4 J
Tool Holder	SDS-Plus
Max. Drilling Capacity (Wood)	30 mm
Max. Drilling Capacity (Metal)	13 mm
Max. Drilling Capacity (Concrete)	26 mm
Max. Drilling Capacity (Core bit)	65 mm
Weight	2.6 kg
Length x Height	352 x 200 mm

- 1 Electronic variable speed for total control in any application
- 2 Large 22 mm hammer mechanism delivers high performance with low stress to the critical component.
- 3 Rotation-stop for light chiselling applications in brick, soft masonry and occasionally concrete
- 4 Impact-stop for drilling in wood, steel, ceramic and screwdriving applications
- 5 Ergonomic rubber coated back handle design for improved comfort in use



D25901K



AVC Active Vibration Control
Vibration has become a key concern to all employers in protecting their employees from the symptoms of over exposure to vibration in-line with new European directives.

The new D25901K and D25941K demolition hammers are equipped with double vibration control systems. The 'counterbalance mass' is highly effective at cancelling out the tri-axial vibration energy created by the mechanism. Secondly is DEWALT'S unique 'floating handle' which deals with the rebound energy coming back from the workface. Combined, they reduce the overall vibration by more than 50% meaning three times more allowable usage time.

HAND ARM VIBRATION (HAV)

To combat HAV vibration and so increase the time users can safely use power tools, DEWALT'S design process focuses on measures to combat the vibration produced by tools. All products in the DEWALT range minimise vibration where possible but through research DEWALT has designed revolutionary systems in some of its products that actively reduce vibration without compromising performance and so mark a breakthrough in power tool design. Those products carry the Active Vibration Control logo (AVC).

- 1 Reduced noise levels due to improved mechanism
- 2 Counter balance system (AVC) dramatically reduces vibration
- 3 New rear floating handle further reduces vibration
- 4 New switch design for increased user comfort



FLOATING REAR HANDLE



Counter Balance - The counterbalance system is a patented new technology that reduces vibration in the unit by up to 30%. It uses a spring loaded mass to counterbalance the huge impact energy produced by the tool.



Floating Handle - The Floating Handles on the breaker work similarly to suspension, and further reduces the vibration experienced by the user.

D25980/K* 31KG PAVEMENT BREAKER



*K version comes with trolley and pointed chisel



68.5 joules and 6.6m/s² tri axial vibration

- 1 Impact Energy: 68 Joules BPM: 870 Energy/Sec: 986 (j/sec)
- 2 Powerful 2000W 95mm motor delivers 68J of impact energy
- 3 Suspended handle system further reduces vibration

SPECIFICATION

Power Input	2000W
Power Output	912W
Hand/Arm Vibration (3-axis)	6.6m/s ²
Blows per minute	986bpm
Impact Energy	68J
Tool Holder	28mm Hex
Weight	31kg
Length	780mm
Height	620mm

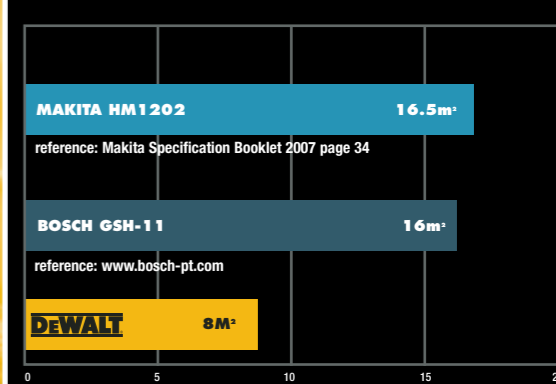


See full product tour and video @ www.DEWALT.co.uk

- 4 The new 30kg is the only breaker on the market with an electronic package which provides constant power with any kind of power supplies
- 5 Oversize 2.2kg ram effortlessly delivers huge impact energy
- 6 Counterbalance anti-vibration system reduces vibration to 6.6m/s² significantly increasing user safety and productivity

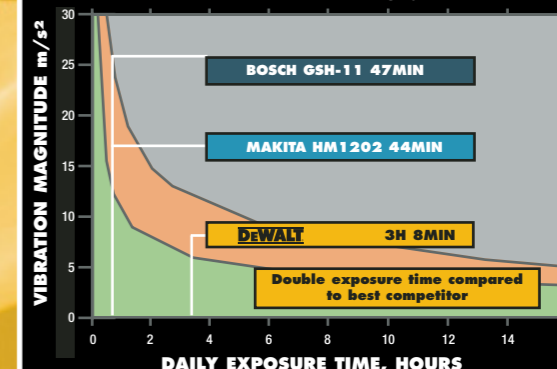
FREE SERVICE WORTH £150

TRI-AXIS VIBRATION VALUE



DEWALT 10KG AND 12KG HAMMERS MARKETING LEADING VIBRATION CONTROL

EXPOSURES EQUIVALENT TO THE DAILY ACTION AND LIMIT VALUES



DEWALT 10KG AND 12KG HAMMERS DELIVER PERFORMANCE, DURABILITY AND SAFETY. ALLOWING 4X AS MUCH LEGAL USAGE OVER ITS NEAREST COMPETITOR

LED TORCHES

ADVANCED CREE LED TECHNOLOGY

1 X AA BATTERY CREE TAIL SWITCH



- Tactical tail switch
- Water & shock resistant
- Tempered glass lens
- DeWALT brand gripper pattern
- Durable up to 25ft. Drop test
- Regulated electronic circuitry
- Wrist lanyard included



10.6cm

3 x AAA BATTERY LASER



- Laser pointer
- 3 Clicks: 1-Light, 2-Light & Laser, 3-Laser Only
- Water & shock resistant
- Tempered glass lens
- DeWALT brand gripper pattern
- Durable up to 25ft. Drop test
- Regulated electronic circuitry
- Wrist lanyard included



16cm

3 X AAA BATTERY CREE



- Water & shock resistant
- Tempered glass lens
- DeWALT brand gripper pattern
- Durable up to 25ft. Drop test
- Regulated electronic circuitry
- Wrist lanyard included



16cm

2 x D BATTERY CREE



- Water & shock resistant
- Tempered glass lens
- DeWALT brand gripper pattern
- Durable up to 25ft. Drop test
- Regulated electronic circuitry
- Wrist lanyard included



25.5cm

3 x D BATTERY CREE



- Water & shock resistant
- Tempered glass lens
- DeWALT brand gripper pattern
- Durable up to 25ft. Drop test
- Regulated electronic circuitry
- Wrist lanyard included



32cm

BATTERIES INCLUDED IN ALL TORCHES

JOB SITE STORAGE BAGS

CREE Leading the industry in brightness and reliability for power.

18" OPEN TOP TOTE BAG



- Rubber Handle For Extra Grip
- Integrated Level Holder
- Removable Padded Shoulder Strap Provided
- Power Tool Battery Pocket
- Extra Outer Pockets
- Business Card / Tape Measure / Phone Holder
- Large Comfort Pad Pocket For Leg Protection

NB: TOOLS NOT SUPPLIED

24" BALLISTIC NYLON ZIP TOP BAG



- Rubber Handle For Extra Grip
- Removable Padded Shoulder Strap Provided
- Extra Outer Pockets
- Ballistic Nylon For Strength
- Business Card / Tape Measure / Phone Holder
- Large Comfort Pad Pocket For Leg Protection
- Power Tool Battery Pockets

22" BALLISTIC NYLON HARD BASE ZIP TOP BAG



- Rubber Handle For Extra Grip
- Integrated Level Holder
- Removable Padded Shoulder Strap Provided
- Removable Saw Holder
- Non-Slip Dual Injected Base
- Extra Outer Pockets
- Business Card / Tape Measure / Phone Holder
- Large Comfort Pad Pocket For Leg Protection
- Impact Resistant Inner Base

FOOTWEAR

CLOTHING

APPRENTICE Sizes 6 - 12



BREAKER Sizes 6 - 12



NON METALLIC TOE CAP & MID SOLE

HAMMER BROWN Sizes 6 - 12



NON METALLIC TOE CAP & MID SOLE

HAMMER HONEY Sizes 6 - 12



NON METALLIC TOE CAP & MID SOLE

COOLSKYN POLO SHIRT BLACK/GREY



COOLSKYN T-SHIRT BLACK/GREY



MULTI-POCKET TROUSER BLACK/GREY



DEWALT
CLOTHING
AVAILABLE
TO BUY
NOW!

WINDSTOPPER M, L, XL, XXL



GORETEX 3 IN 1 JACKET M, L, XL, XXL



CONTACT YOUR NEAREST DEWALT DEALER FOR DETAILS

NEW

DRIVE THE POWER

NEW

SAWING ACCESSORIES



HANDLING

Suspended Handle System absorbs the rebound, and working with the AVC, delivers the lowest vibration on the market

POWER

2000 Watt, 95 mm motor delivers outstanding efficiency and durability

TRANSMISSION

Large oversize mechanism delivers extreme durability and excellent breaking performance

ANTI-VIBRATION

Active Vibration Control offers safer, more comfortable use and more productivity



DeWALT are proud to be an official sponsor of Tech3 Yamaha Moto GP Team



NEW

XPC JIGSAW RANGE

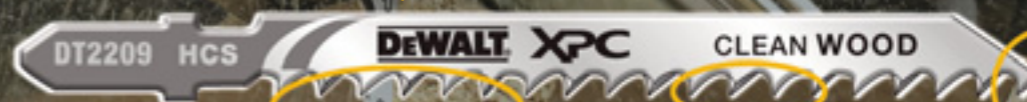


XTRA PERFORMANCE CONTROL

Premium steel for maximum durability & long life thicker body for easy control and ultimate accuracy

Plunge Point™ tip design for easy plunge cut

PlungePoint



Optimised tooth geometry for longer life, easy control & reduced breakout

Large deep gullets for easy chip removal and increased speed

FEATURES:

- Unique jigsaw blade solution for ultimate control and accuracy of cut, even on the tightest of corners
- Extra long life bi-metal blades provide up to twice the number of cuts of standard HCS blades
- New optimised tooth angle provides long life and clean tear-free cuts at high speed in all wood materials
- Plunge Point tip design for easy plunge cutting with no 'kick-back' in all wood materials

NEW

CIRCULAR SAW BLADES AND CASE

LIMITED EDITION

DT1172



DT1172-QZ = 3 x 216mm blades
2 x DT1154-QZ 24 tooth
1 x DT1155-QZ 40 tooth

DT1173



DT1173-QZ = 3 x 250mm blades
2 x DT1158-QZ 24 tooth
1 x DT1159-QZ 40 tooth

DT1174



DT1174-QZ = 3 x 305mm blades
1 x DT1160-QZ 24 tooth
1 x DT1161-QZ 48 tooth
1 x DT1162-QZ 60 tooth



DT2296 XPC set contains:
1. 10 x XPC wood cutting jigsaw blades
2. Durable 2 sided case for convenient blade storage

DT2298 XPC set contains:
1. 14 x XPC wood cutting jigsaw blades
2. Durable 2 sided case for convenient blade storage

WIN 2 TICKETS TO THE FINAL ROUND OF THE MOTO GP IN VALENCIA



• MEET THE TEAM!

• VISIT THE PITS!

• VIP PASS ALLOWING ACCESS TO ALL AREAS!



Spend a race day with Tech3 Yamaha Team Register at www.DeWALT.eu

DRIVE THE POWER

NEW NEXT GENERATION WOOD RECIP

PlungePoint™
Pierces Wood for Fast and Accurate Plunge Cutting

Reinforced Shoulder
Increased Durability

Aggressive Shank Angle
Increases Tooth Engagement as Blade Wears Extending Blade Life

Catalogue Number	Description	Pack Qty	Length mm
DT2359-QZ	Recip for fast cuts in wood and tough plastics	5	152
DT2349-QZ	Recip for fast cuts in wood and tough plastics	5	228
DT2320-QZ	Recip for fast cuts in wood and tough plastics	100	228
DT2350-QZ	Recip for fast cuts in wood and tough plastics	5	305
DT2321-QZ	Recip for fast cuts in wood and tough plastics	100	305

Only Point of Tooth Engages Entire Cutting Surface Engages

NEW WIRE BRUSHES

- Full range of brushes for use with drills, angle grinders and bench grinders
- Highly specified wire grades for optimum material removal
- High wire content for extra brush durability
- Constructed for even balance to provide smooth performance

NEW CIRCULAR SAW BLADE RELAUNCH

- New application focused range of blades
- Premium quality dedicated woodworking blades, designed for outstanding accuracy and finish, long life and durability
- Increased range of heavy duty construction blades
- Limited edition 3 blade woodworking sets in durable aluminium case

NEW IMPACT SOCKETS



- Impact sockets for use with 1/2" drive Impact wrenches
- Manufactured to the highest standards to ensure long life and maximum durability
- Clear diameter markings on each socket
- Available in 2 set executions: 17 Piece: 6, 8, 10, 11, 12, 13, 14, 16, 17, 18, 19, 20, 21, 22, 24, 27mm & 1/4" to 1/2" Adapter 9 Piece: 10, 13, 15, 17, 19, 22, 24, 27mm 1/4" to 1/2" Adapter

DT7506 17 Piece Set **DT7507** 9 Piece Set

NEW 31 PIECE SCREWDRIVER SET



DT7944-QZ

- Every important fitment in one case
- Professional quality screwdriver bits
- Tough, jobsite durable outer case
- Belt clip on rear of case for easy carrying and storage

NEW EXTREME CHISELS



- New Extreme Chisels with expanded working end profile
- More material on the working end, extends life
- Reduced jamming due to wider profile

Catalogue Number	Product Description	Length (mm)
DT6813-QZ	SDS MAX Point	300
DT6814-QZ	SDS MAX Point	400
DT6815-QZ	SDS MAX Cold Chisel 25mm	300
DT6816-QZ	SDS MAX Cold Chisel 25mm	400

SEE IN STORE FOR DETAILS